



GTA Rehab Network Best Practices Day
Friday, June 2, 2017
Rapid Podium Presentation #3

Expanding professional scope through knowledge translation and collaboration

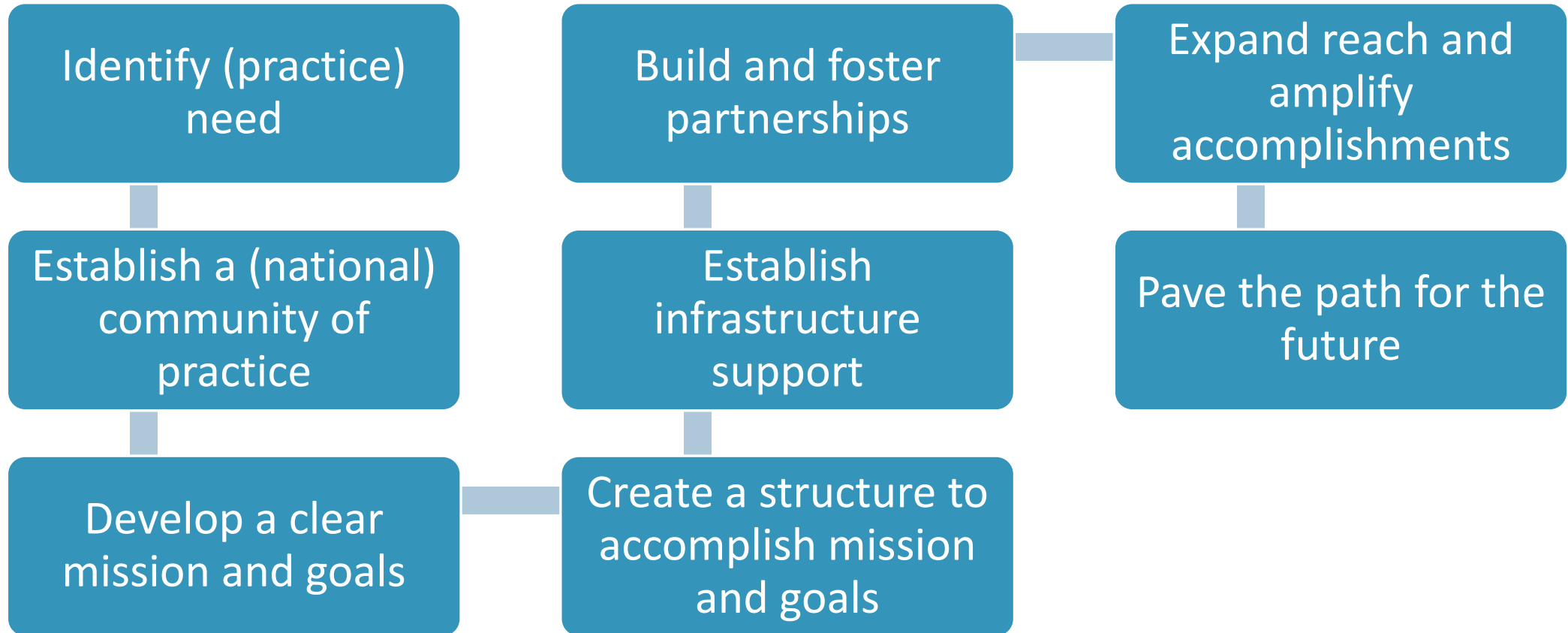
Teresa Chien, OT Reg. (Ont.), Altum Health, University Health Network

Julia Foster, OT Reg. (Ont.), Coordinator, Vision Technology Service (ADP Visual Aids), OCAD University

Debbie Hébert, OT Reg. (Ont.), OT Practice Lead, Toronto Rehab; Associate Professor, University of Toronto

On behalf of the Canadian Association of Occupational Therapists' (CAOT)
Occupational Therapy and Low Vision Rehabilitation Network (OTLVRN)

Our Framework for Building Capacity





Step 1: Identify Practice Need

State of Low Vision Rehab

Need for low vision rehabilitation (LVR) is growing

- impacts independence and safety (e.g. falls, ADLs)
- frequently co-morbid (e.g. conditions of aging)

Provision of LVR is inconsistent across Canada

- Not part of mainstream rehabilitation and not universally available
- Exists in silos due to funding and origins

Integration / expansion of services is key to meet the needs of clients



Step 2: Establish a (national) community of practice

Network Formation and Framework

CAOT Watercooler talk (online)



Interested OTs connected

Approached CAOT for to support network formation



Occupational Therapy and Low Vision Rehabilitation Network formed

Three co-chairs and ~20 members (OTs, student, and researchers) from across Canada and across practice and research areas – all volunteers



Local initiatives emerged



Step 3: Develop a clear mission and objectives

OTLVRN Vision, Mission, and Objectives

Vision: All Canadians with low vision will have equal access to quality occupational therapy services, both in the area of low vision rehab and other areas of practice

Mission: Occupational therapists will make a substantial contribution to the lives of Canadians who are blind or partially sighted through education, research and advocacy.

Objectives (paraphrased on the following two slides)

Step 4: Create a structure to accomplish objectives

OTLVRN Working Groups and Objectives



- Increasing visibility of / access to OT
- Building relationships and partnerships
- Advocating for the role of OT in LVR



- Promoting, disseminating, and facilitating research
- Promoting best practice




- Providing a platform to network
- Creating and/or promoting educational and professional development resources





Step 5: Establish infrastructure support

OTLVRN Infrastructure Supports

Planning and collaboration

-  **Google Drive** for live minutes and collaboration
- **Doodle** for booking meetings

Communication

- **Teleconferencing services** (CAOT)
- 
- **Webpage support** (CAOT)
- **Emails** and contact groups
- **Social media** (e.g.  Twitter) and listserv

Step 6: Build and foster partnerships

Partnerships strengthen our initiative

Collaborating with other service providers

- Collaboratively exploring healthcare reform
- Supporting knowledge translation

Recognizing outside expertise

- Involving non-OTs in OT workshops and labs

Working with our professional associations

- Advocacy at government levels





Step 7: Expand reach and amplify accomplishments

Magnifying our accomplishments



Build reusable tools

- Creating workshops and seminars to be recyclable for new opportunities
- Evolving toolkit



Connect local and national initiatives

- Local successes inform network initiatives
- Network initiatives build momentum – snowballing effect!



Advocate, advocate, advocate!

- Unique social media ideas (e.g. #OTalk)
- Take every opportunity to share – even on in-progress initiatives




Step 8: Pave the path for the future

Building momentum

Creating resources that are open, available, and useful

Support partnerships that move forward together

Engaging the next generation



Connect with us!

For information, visit the OTLVRN website:

<https://www.caot.ca/site/pd/otn/otlvrn?nav=sidebar>

To find out more about the network, share your initiatives, or sign-up for updates, contact the network chairs:

- Julia Foster: jfoster@ocadu.ca
- Laura Bulk: laurabulk@alumni.ubc.ca, [@LYBOT](https://www.instagram.com/LYBOT)
- Tanya Packer: tanya.Packer@dal.ca

Open Licensed Images

422737. (2014). Retrieved from <https://pixabay.com/en/team-table-playmobil-round-table-451372/>

Aussiegall. (2008). Cropped version of :Image:Domino effect.jpg. Retrieved from https://commons.wikimedia.org/wiki/File:Domino_Cascade.JPG

Buckley, C. (2006). Universal [recycling symbol](#) outline version with green (#009900) fill. Retrieved from <https://commons.wikimedia.org/wiki/File:Recycle001.svg>

Esham, B.D. (2007). An icon representing a conversation. Retrieved from https://en.wikipedia.org/wiki/File:Chat_bubbles.svg

Gotcredit. (2015). Education Keyboard Button. Retrieved from https://commons.wikimedia.org/wiki/File:Education_key_keyboard.jpg

PDPics. (2013). Retrieved from <https://pixabay.com/en/research-find-loupe-search-390297/>

Riba. (2008). Blank map showing provinces and territories of Canada. Retrieved from https://commons.wikimedia.org/wiki/File:Blank_map_of_Canada.svg

Youngson, N. (2008). Advocacy. Retrieved from <http://www.thebluediamondgallery.com/wooden-tile/a/advocacy.html>